



PENTAIR

STA-RITE

DOMINATOR SERIES

**NOW
OFFERING
3/4 and 1 HP
MODELS**

A LEGACY OF STRENGTH A PATH FOR THE FUTURE

The Sta-Rite® Dominator from Pentair is built on a ½ HP legacy of delivering water when and where you need it for aerobic & filtered effluent service applications. Now, we're building on that tradition, forging a path for the future and expanding your performance capabilities by bringing you ¾ and 1 HP of power.



Applications

- Aeration
- Effluent
- Cistern
- Irrigation

WWW.STA-RITE.COM

STA-RITE® DOMINATOR SERIES



SUPERIOR "PUMPDOWN" CAPABILITY:

The Dominator leads this class with the lowest draw-down of 4.5" (a standard 4" NEMA submersible only draws down to 13.5).

IMPELLERS:

Precision molded for perfect balance...ultra smooth for the highest performance and efficiency. Allows for .080" solids.

REDUCED AMP DRAW:

Over 25% less amp draw (9.5 amps vs. 12.7 amps, 115 volt) than a 4" NEMA submersible, reducing operating costs and extending the service life of float switch contacts.

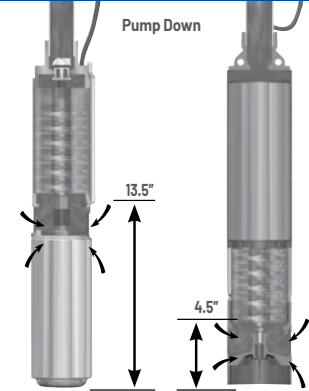
SHELL:

Corrosion resistant 300-grade stainless steel.

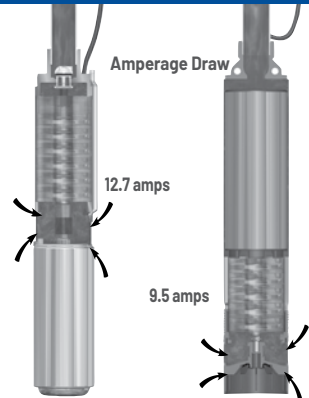
SignaSeal™ Internals

Utilizes a patented ceramic wear staging system surface for class-leading performance, superior sand handling, and a thrust management staging system with industry exclusive "dry-run" capabilities.


INCREASED DRAWDOWN



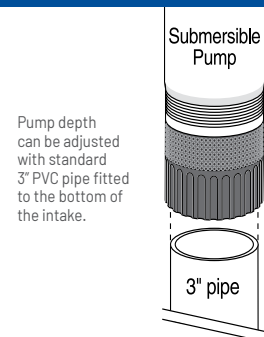
REDUCED AMP DRAW



ELIMINATES FLOW-INDUCER



ADJUSTABLE DEPTH SETTING



293 Wright Street | Delavan, WI 53115 | Ph: 888.782.7483 | Orders Fax: 800.426.9466 | www.Sta-Rite.com

All Pentair trademarks and logos are owned by Pentair. All other brands or product names are trademarks or registered marks of their respective owners. Because we are continuously improving our products and services, Pentair reserves the right to change specifications without prior notice. Pentair is an equal opportunity employer.

S1221WS (08/29/18) ©2018 Pentair plc. All Rights Reserved.

ST.E.P. Plus D Series

4" multi-stage submersible effluent pumps



The ST.E.P. Plus D Series
4" submersible pump in 10, 20, and
30 GPM models dominate with superior
"draw-down" capability, with reduced
amp draw and with cooler and quieter
operation.

APPLICATIONS

Clean and Gray Water... for residential, commercial, and agricultural use.

SPECIFICATIONS

Motor: Available in 115 or 230 volt versions. Dry-wound, double ball-bearing, double-seal and thermal overload protected, UL and CSA approved.

Shell: Stainless steel (300 grade)

Discharge: 1-1/4" Fiberglass-reinforced thermoplastic

Discharge Bearing: Nylatron®

Impellers: Acetal

Diffusers: Polycarbonate

Suction Caps: Polycarbonate with stainless steel wear ring

Thrust Pads: Proprietary spec.

Shaft and Coupling: Stainless steel 300 grade

Intake: Fiberglass-reinforced thermoplastic

Intake Screen: Stainless steel

Jacketed Cord: 300 Volt "SJOW" jacketed 10' leads, 2-wire with ground

Agency Listing: CSA

FEATURES

ST.E.P. Plus DOMINATES with a...

Proven Stage System: The proven SignaSeal staging system utilizes a patented ceramic wear surface. When incorporated with STA-RITE's "true" independent floating impellers, dominates with 1st-in-class performance, superior sand handling, and a thrust management staging system with industry exclusive "dry-run" capabilities.

Superior "draw-down" capability: The ST.E.P. Plus Dominates in this class with the lowest draw-down of 4-1/2" (a standard 4" NEMA submersible only draws-down to 13-1/2").

Reduced amp draw: The ST.E.P. Plus Dominates in this class with less energy consumption – over 25% less amp draw (9.5 amps vs. 12.7 amps, 115 volt) than a 4" NEMA submersible, reducing operating costs and extending the service life of float switch contacts.

Cooler and quieter operation: The ST.E.P. Plus Dominates by using the pumped liquid to cool the motor as it passes over the motor. The water passing over the motor dampens the motor noise, eliminating expensive "flow-inducer sleeves" required when using a standard 4" NEMA submersible.

Impellers: Precision molded for perfect balance... ultra smooth for the highest performance and efficiency. Allows for .080" solids.

Shaft: Positive drive, hexagonal 7/16" – 300-grade stainless steel shaft offers generous impeller drive surfaces.

Shaft bearing: Exclusive self-lubricating Nylatron® bearing resists surface wear from sand and abrasives.

Shell: Corrosion resistant 300-grade stainless steel.

ORDERING INFORMATION

Catalog Number	HP	Max. Load Amps	Volts	Phase/Cycles	Cord Length	Pallet Quantity	Weight (Lbs.)
10DOM05121	1/2	11.0	115	1/60	10'	40	17
10DOM05221	1/2	5.5	230	1/60	10'	40	17
20DOM05121+1	1/2	10.6	115	1/60	10'	40	17
20DOM05221+1	1/2	5.3	230	1/60	10'	40	17
30DOM05121	1/2	9.5	115	1/60	10'	40	19
30DOM05221	1/2	4.6	230	1/60	10'	40	19
20DOM07221	3/4	6.5	230	1/60	10'	40	19
30DOM07221	3/4	5.6	230	1/60	10'	40	18
30DOM10221	1	7	230	1/60	10'	40	22
20DOM10221	1	7.7	230	1/60	10'	40	25

In order to provide the best products possible, specifications are subject to change.

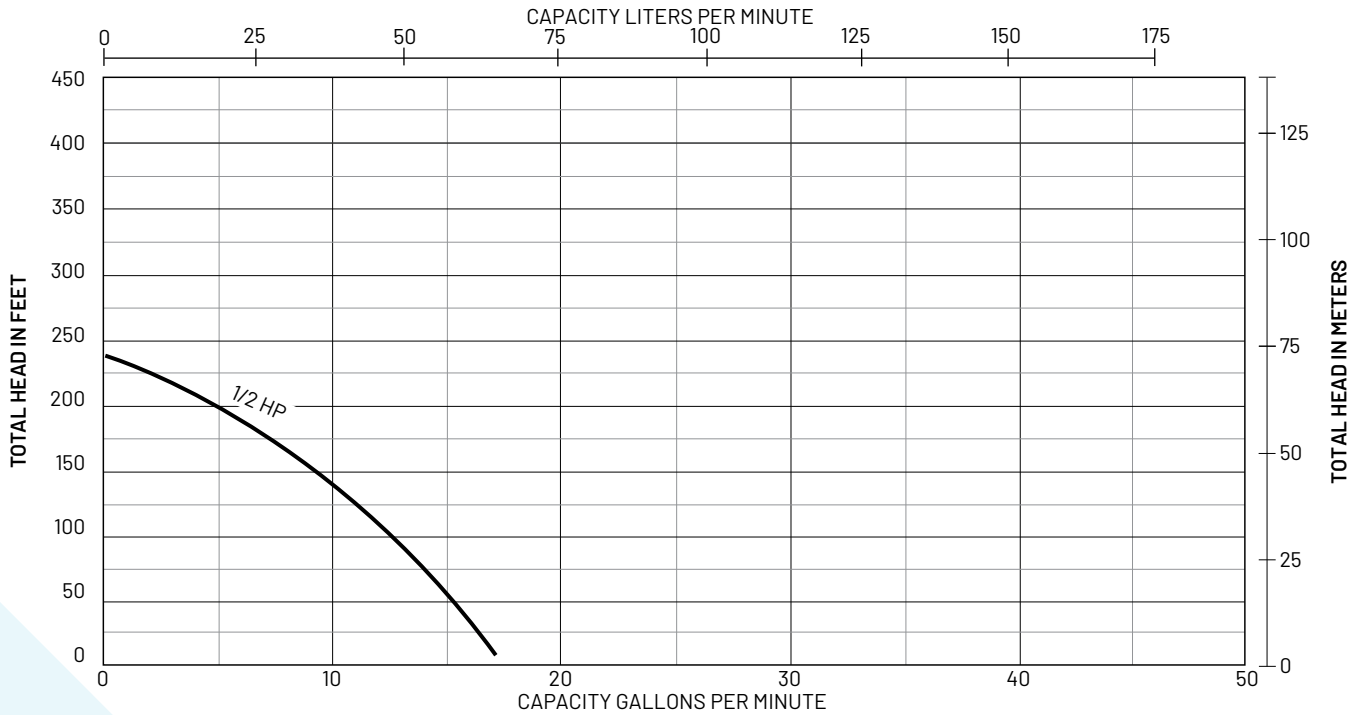
For a detailed list of where Pentair trademarks are registered, please visit www.pentair.com/en/registrations.html. Pentair trademarks and logos are owned by Pentair plc or its affiliates. Third party registered and unregistered trademarks and logos are the property of their respective owners. Because we are continuously improving our products and services, Pentair reserves the right to change specifications without prior notice. Pentair is an equal opportunity employer.

ST1410WS (02/07/20) ©2020 Pentair plc. All Rights Reserved.

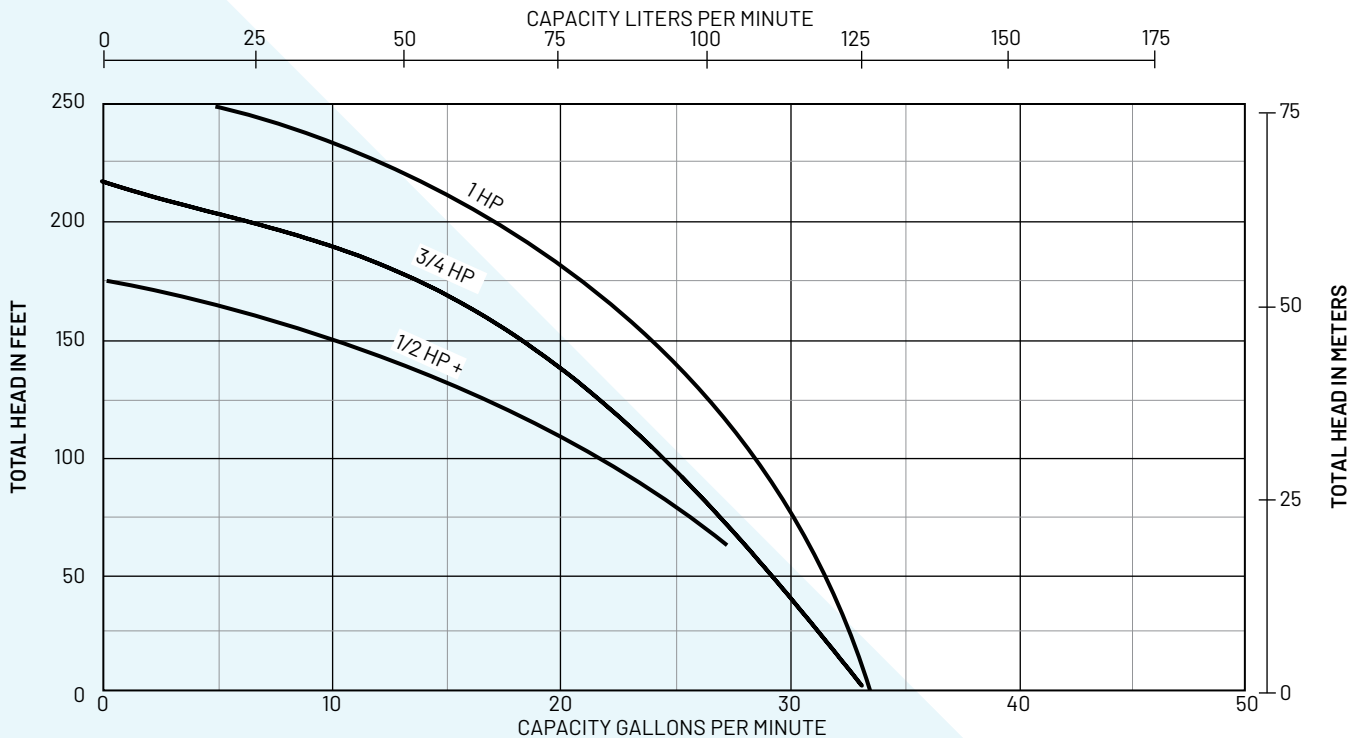
ST.E.P. Plus D Series

4" multi-stage submersible effluent pumps

PUMP PERFORMANCE: 10 GPM



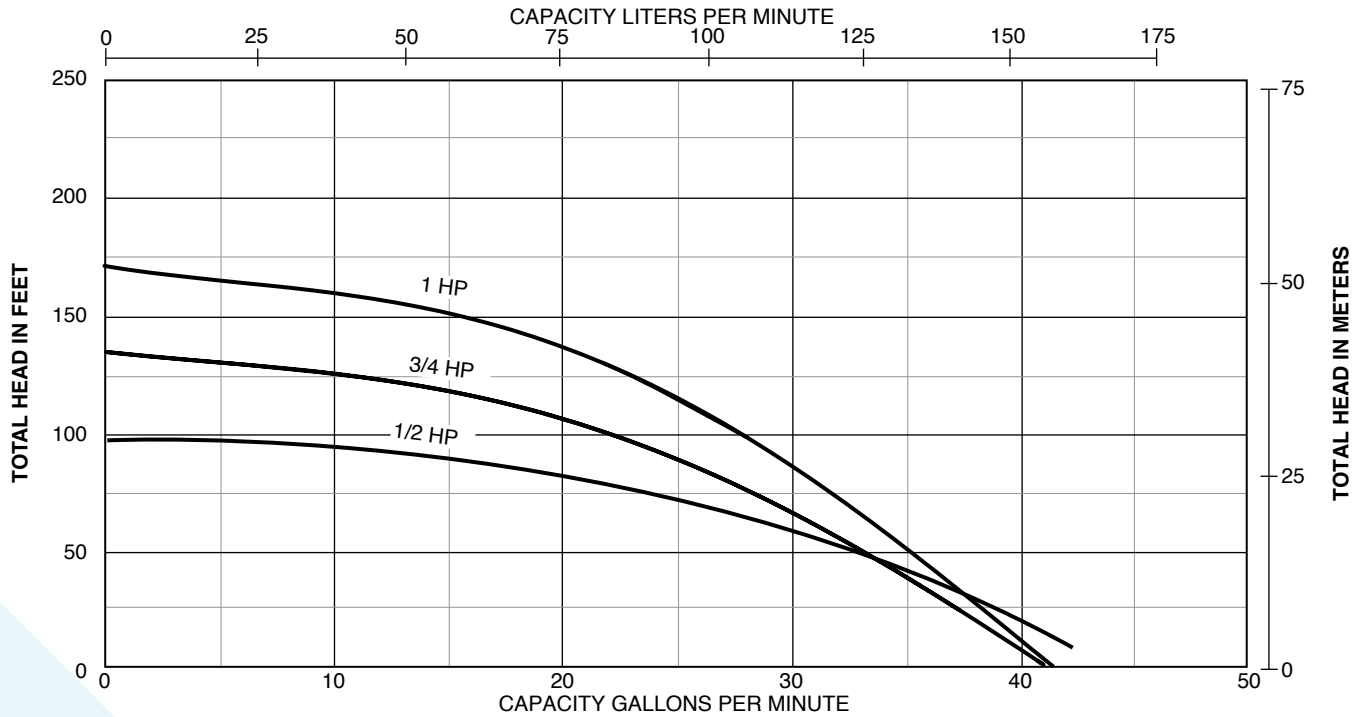
PUMP PERFORMANCE: 20 GPM



ST.E.P. Plus D Series

4" multi-stage submersible effluent pumps

PUMP PERFORMANCE: 30 GPM



PUMP PERFORMANCE (Capacity in gallons per minute)

HP	Flow Rate	0	10	20	30	40	50	60	70	80	90	100	110	120	130	140	150	160
1/2	10	-	-	15.0	13.7	12.7	11.5	10.2	8.4	6.5	4.3	1.0						
1/2	20	-	-	30.0	27.5	24.0	20.0	13.5	6.0									
3/4	20	-	-	29.5	27.4	25	22.4	19.5	16.1	11.9	5.0							
1	20	-		30.3	28.6	26.7	24.7	22.6	20.2	17.5	14.2	9.9						
1/2	30	-	38.5	33.3	25.8	16.0												
3/4	30	-	38.1	34	29.3	23.7	16.1											
1	30	-	39.1	36.1	32.8	29.1	24.7	19.3	11.1									

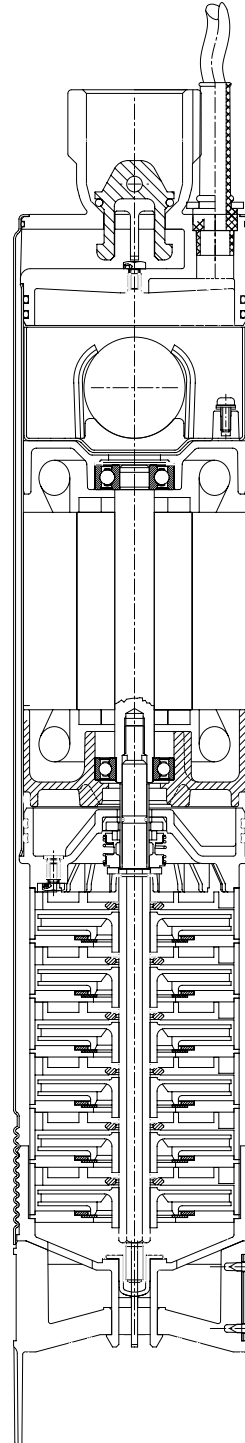
ST.E.P. Plus D Series

4" multi-stage submersible effluent pumps

OUTLINE DIMENSIONS



CROSS SECTION




Pump	Length
10DOM05121	21.6
20DOM05121+1	22.3
30DOM05121	20.6
10DOM05221	21.6
20DOM05221+1	22.3
30DOM05221	20.6
20DOM07221	24.9
30DOM07221	22.3
30DOM10221	24.6
20DOM10221	27.2

Dimensions are for estimating purposes only.

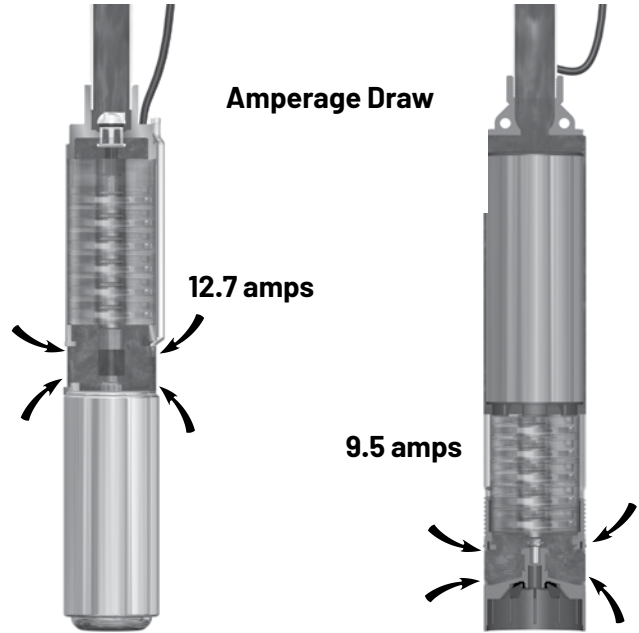
ST.E.P. Plus D Series

4" multi-stage submersible effluent pumps

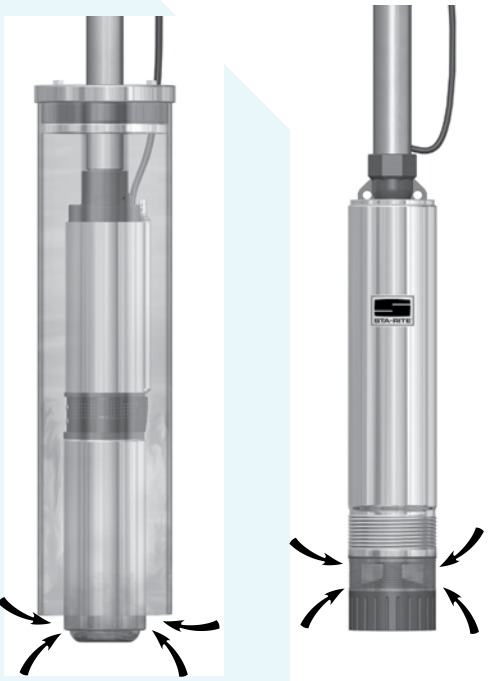
INCREASED DRAWDOWN



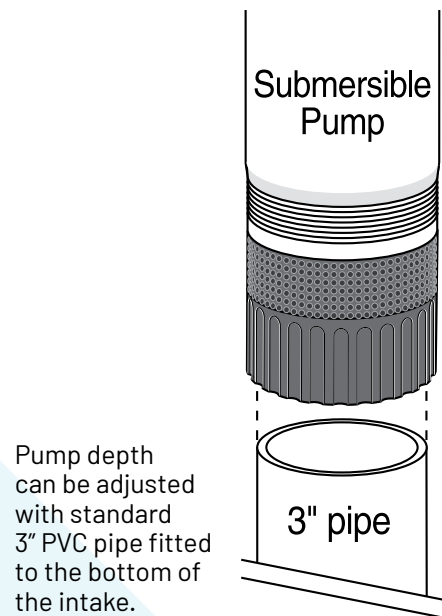
REDUCED AMP DRAW



ELIMINATES FLOW-INDUCER



ADJUSTABLE DEPTH SETTING



ST.E.P. Plus D Series

4" multi-stage submersible effluent pumps

THIS PAGE INTENTIONALLY LEFT BLANK

ST.E.P. Plus D Series

4" multi-stage submersible effluent pumps

THIS PAGE INTENTIONALLY LEFT BLANK

THIS PAGE INTENTIONALLY LEFT BLANK



293 Wright Street,
Delavan, WI 53115
USA
Ph: 888.782.7483
Orders Fax: 800.426.9446

490 Pinebush Road
Unit 4
Cambridge, Ontario N1T 0A5
Canada
Ph: 800.363.7867
Orders Fax: 888.606.5484

www.Pentair.com